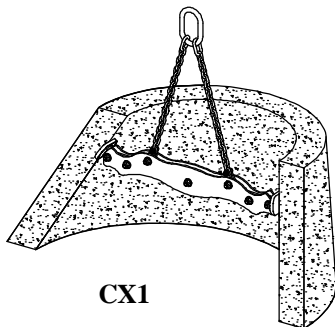


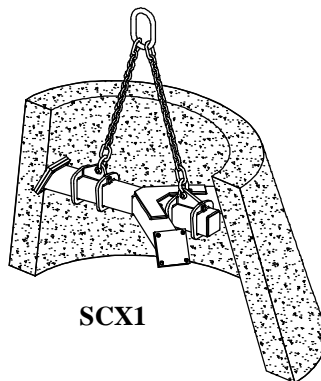
Applications

Lifting and laying of cone-shaped concrete manholes.

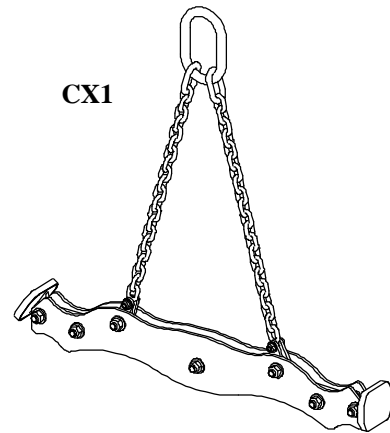
CX model ensures contact on 2 points on the load.
SCX model is strengthened for intensive use and ensures contact on 3 points on the load.



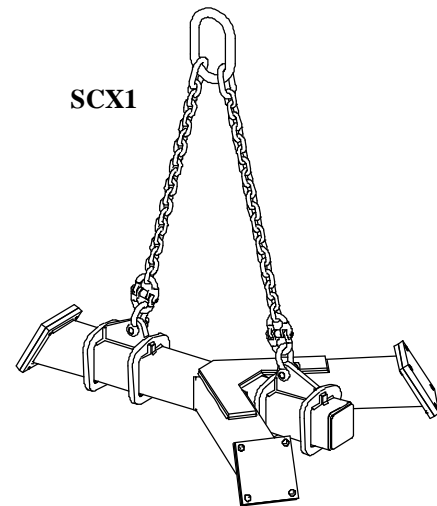
CX1



SCX1



CX1



SCX1

Description

These accessories are fitted with polyurethane coated pads which enable the handling of cone-shaped manholes without marring. The SCX pads can be returned when one side is used. Delivery includes a chain sling (CX1 model).

Functioning

Use with a 2-legged sling:

- CX - 480 mm/ leg, chain Ø 7 mm
- SCX - 490 mm/ leg, chain Ø 7 mm fitted with HR 1 t shackles.

Slide the beam slantwise in the cone-shaped manhole, then fix horizontally. As the lift is applied, the polyurethane coated pads will engage and grip the inner wall diameter reduction, holding at about 700 mm.

So as to free the beam, release the tension on the sling and take the beam out of the manhole, gripping it by its ends.

Important instructions

- Do not use on cone-shaped manholes, whose smaller diameter exceeds 650 mm.
- Fit correctly the beam into the cone-shaped manhole before lifting.
- Always use the sling recommended by Tractel Solutions.
- Working temperature: -20° to +80°C.

technical sheet



CX/ SCX

lifting beams for cone-shaped concrete manholes

ref. : T 6011 GB
 rev. : 7
 date : August 11
 page : 2 / 2

General characteristics

- Hot epoxy coating.
- Safety factor: 3 in accordance with the EN 13155.2003 norm.

Dimensional characteristics

Ref.	Group code	WLL kg	A	B	C		D	E		F	G max Ø	Gripping Ø	L leg length	H	I	Chain Ø grade 80	Weight kg
					min	max		min	max								
CX1*	52628	1000	304	8	633	700	127	724	750	72	650	726	480	110	60	7	10
SCX1	50788	1000	320	14	635		146	785		110	650	700	490	110	60	7	20
SCXE	52618	1000	2-legged chain sling for SCX1/ L=490 mm/ Ø 7 mm fitted with HR 1 t shackles													2	

* delivered with a 2-legged chain sling

Dimensions in mm

